

Potentially serious incidents (PSIs) report

Continuing Care Safety Association

Reported PSIs, by incident year

Year ▼	Total #	% with injured persons	% COVID-19
2024	5	80%	20%
2023	24	96%	58%
2022	127	93%	95%
2021	44	41%	95%
2020	40	75%	98%
2019	4	25%	0%
Total	244	80%	89%

Employers reporting PSIs, by incident year

Year ▼	# unique PSI-reporting employers
2024	3
2023	14
2022	38
2021	24
2020	24
2019	4
Total	64

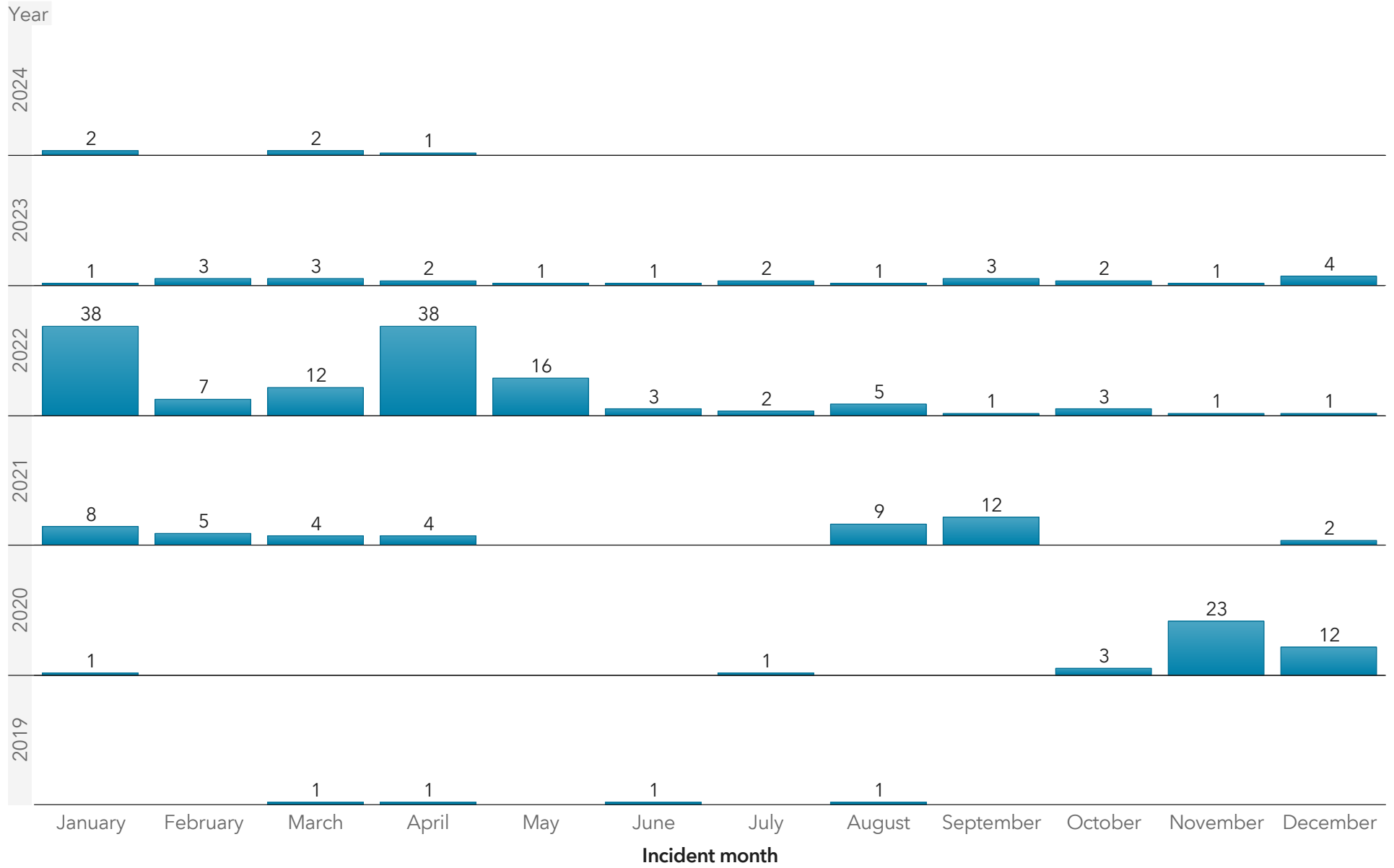
Note: 2024 represents year-to-date data.

PSI reporting began on June 1, 2018. The definition was modified in December 2018 and December 2021. This report only includes data from January 2019 and onwards.



PSIs overview


Number of PSIs, by incident month and year, 2019-2024



Note: 2024 represents year-to-date data.

Industries involved

Top 10: Industries involved in PSIs, 2019-2024



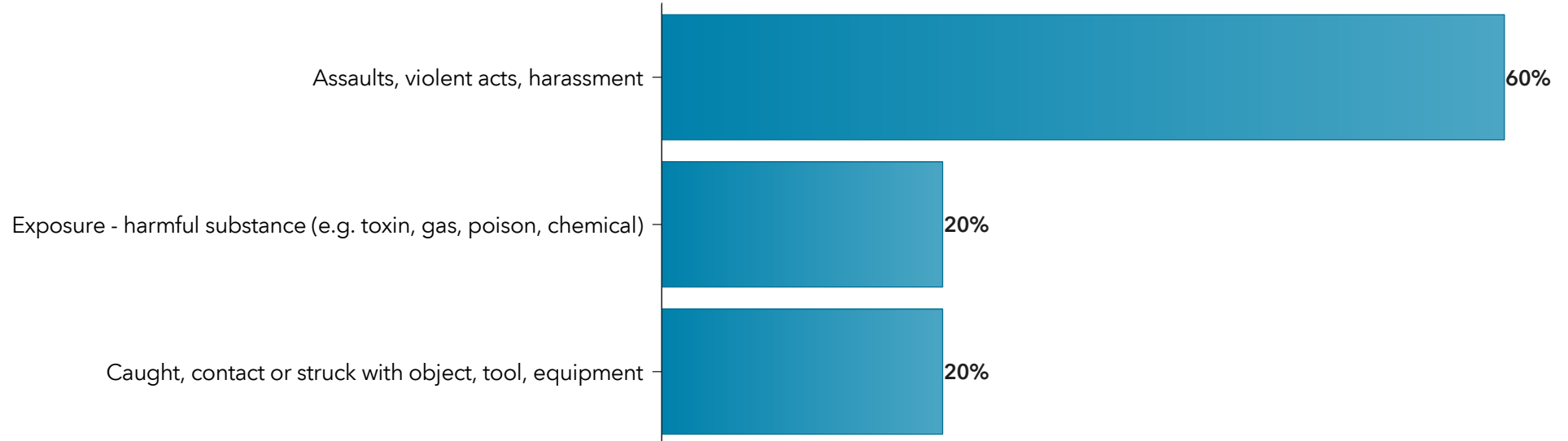
Note: 2024 represents year-to-date data.

Total may not represent all incidents report. For some incidents the WCB industry was not reported.

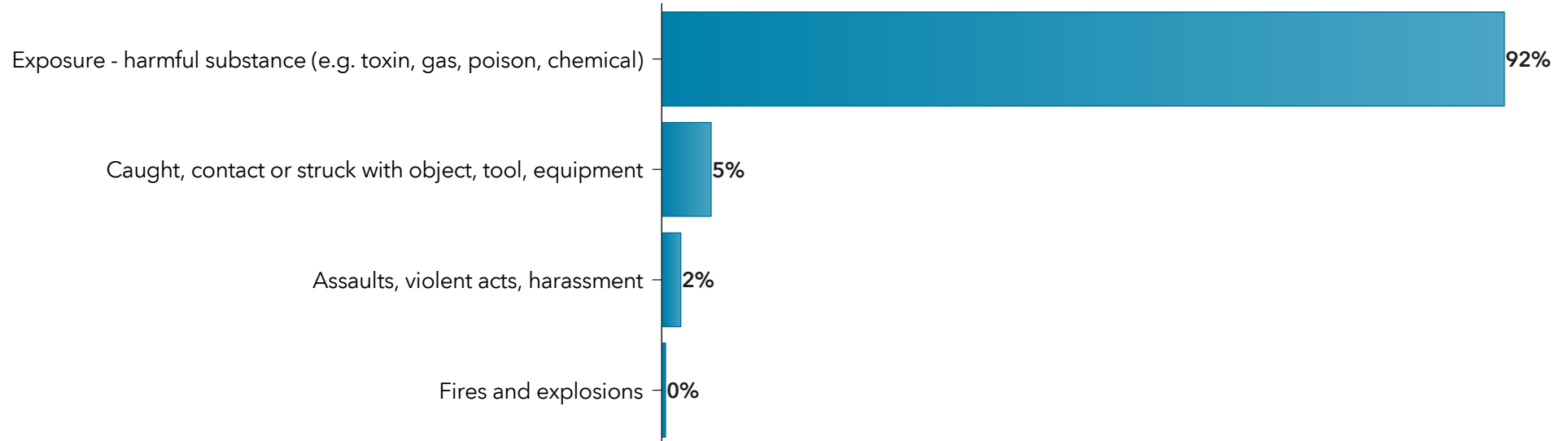
A PSI can involved multiple industries.

Type of incident (overview)

Top 10: PSIs by reported incident type, 2024



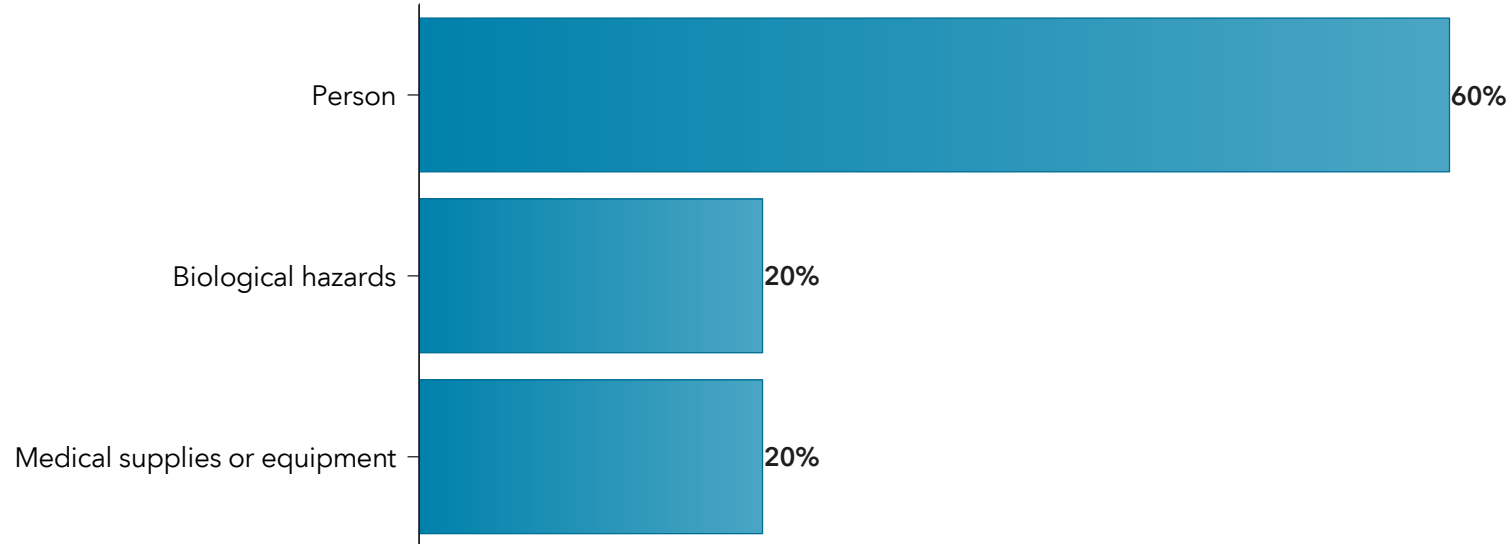
Top 10: PSIs by reported incident type, 2019-2023



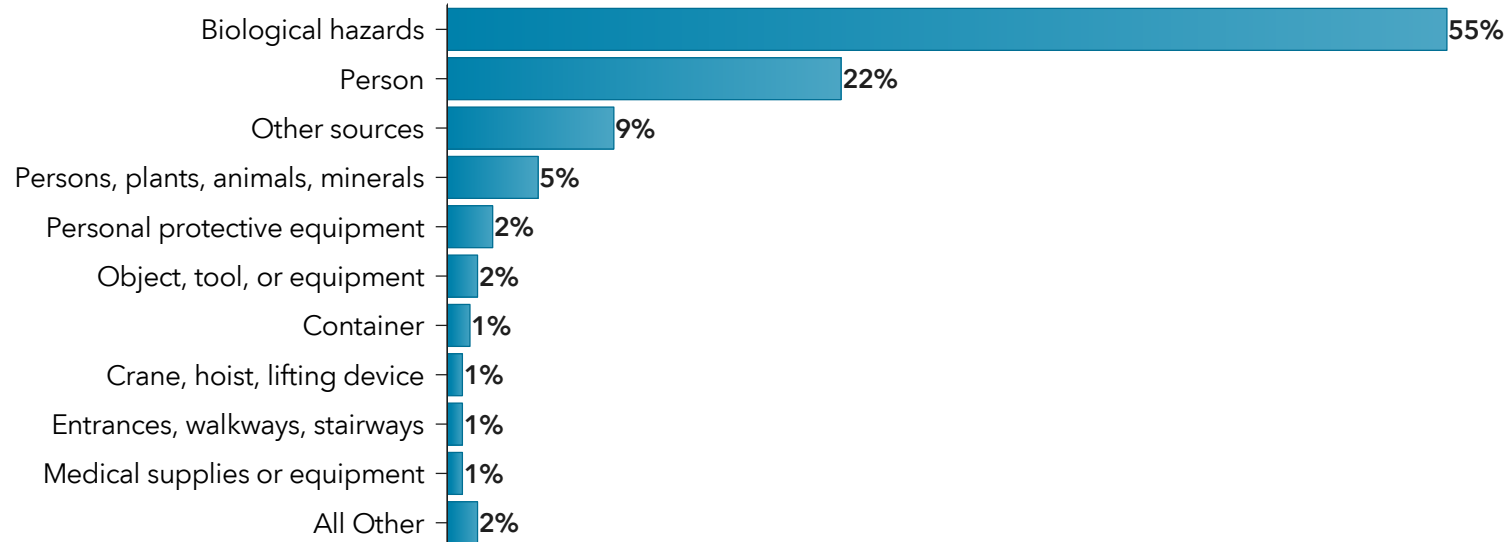
Note: 2024 represents year-to-date data.

Source of incident (overview)

Top 10: PSIs by reported source of incident, 2024



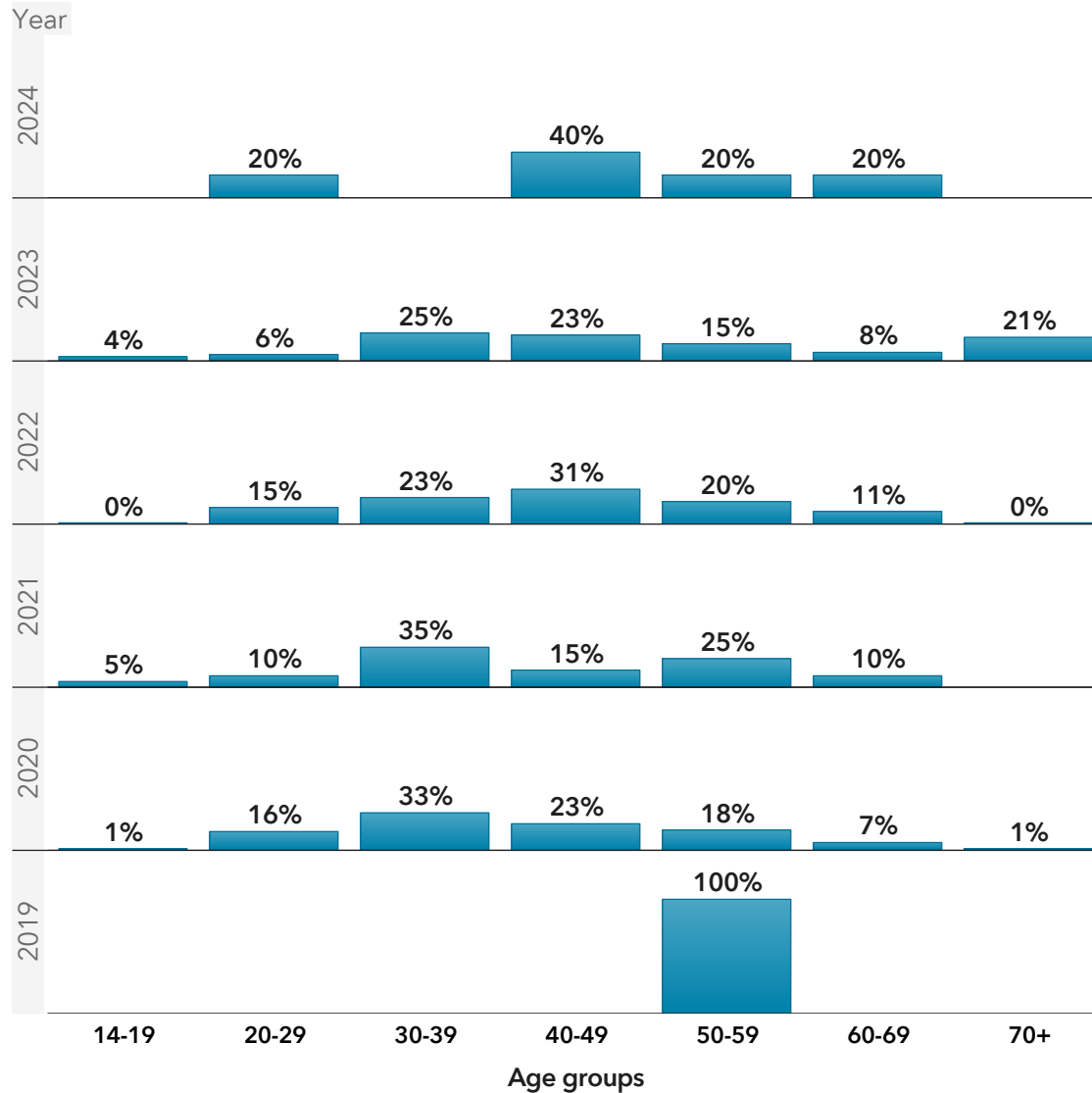
Top 10: PSIs by reported source of incident, 2019-2023



Note: 2024 represents year-to-date data.

Injured person (overview)

Age distribution of PSI injured persons, 2019-2024

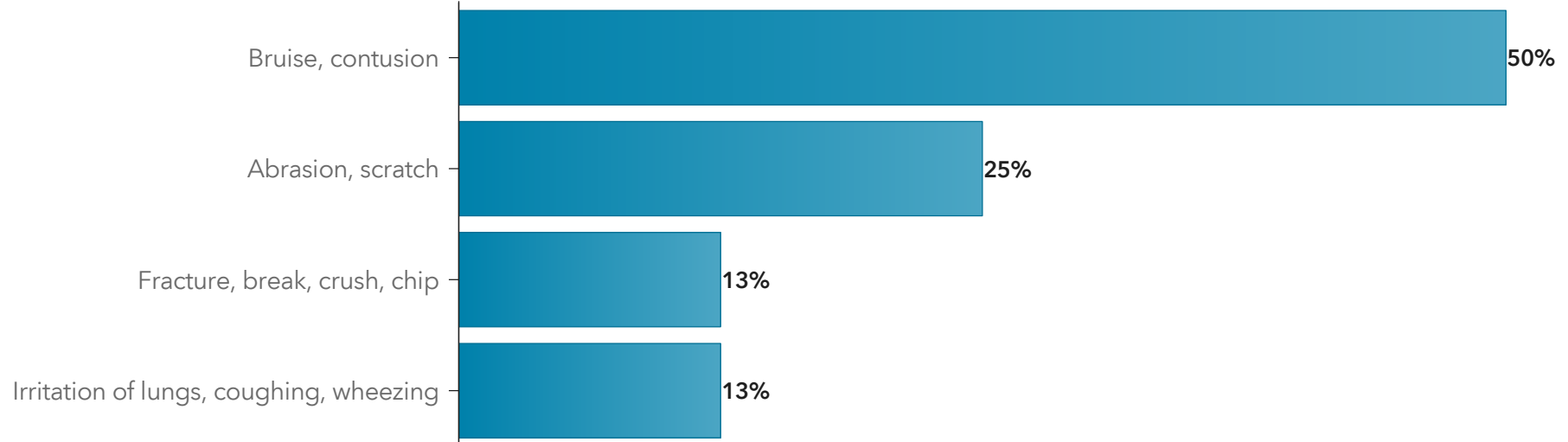


Note: 2024 represents year-to-date data.

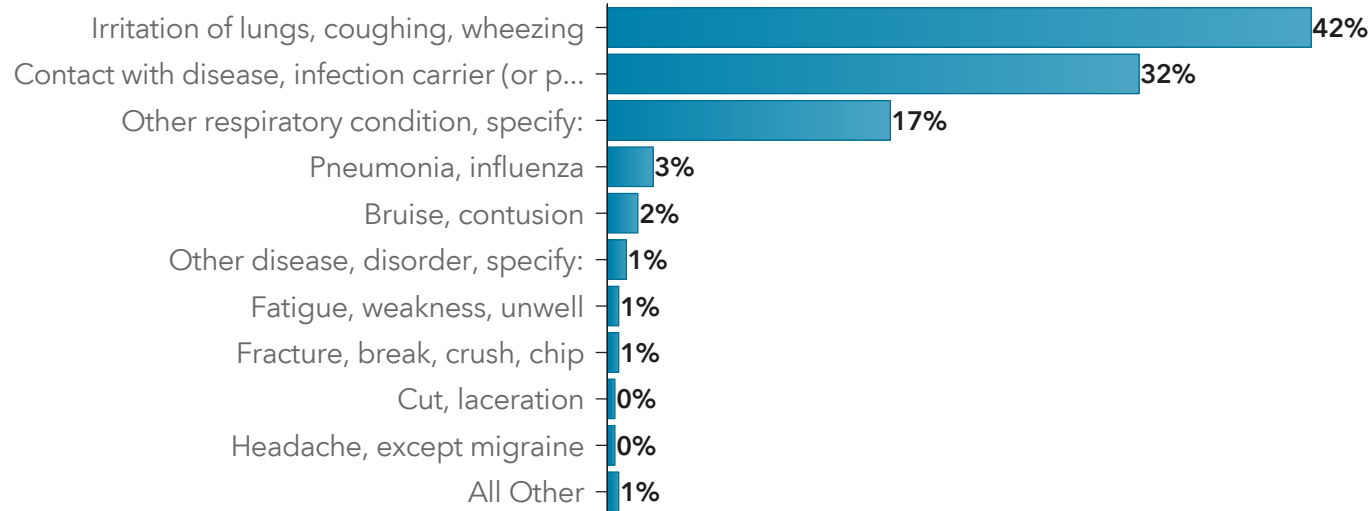
Year ▼	Total #	Injured workers	Injured non-workers	% COVID-19 injured workers
2024	5	5	0	20%
2023	53	42	11	81%
2022	292	287	5	99%
2021	20	20	0	100%
2020	73	68	5	99%
2019	1	1	0	0%
Total	444	423	21	96%

Type of injury (Overview)

Top 10: PSIs by type of injury reported, 2024



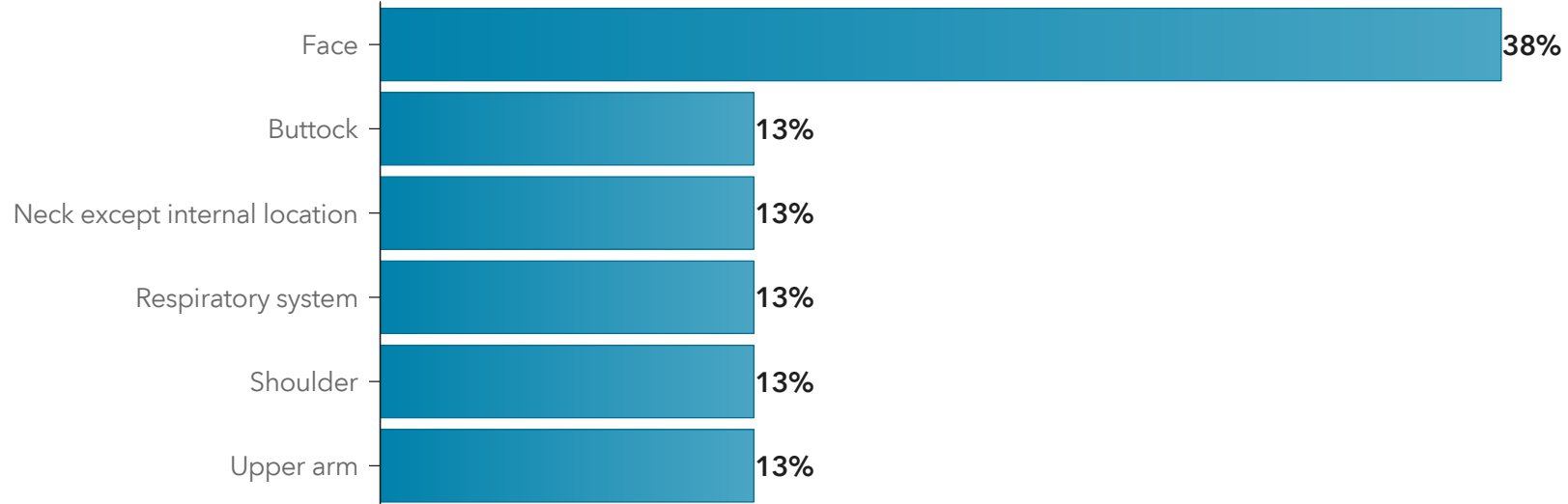
Top 10: PSIs by type of injury reported, 2019-2023




*Note: 2024 represents year-to-date data.
A person could have multiple injuries reported.*

Part of body injured

Top 10: PSIs by body parts injured, 2024



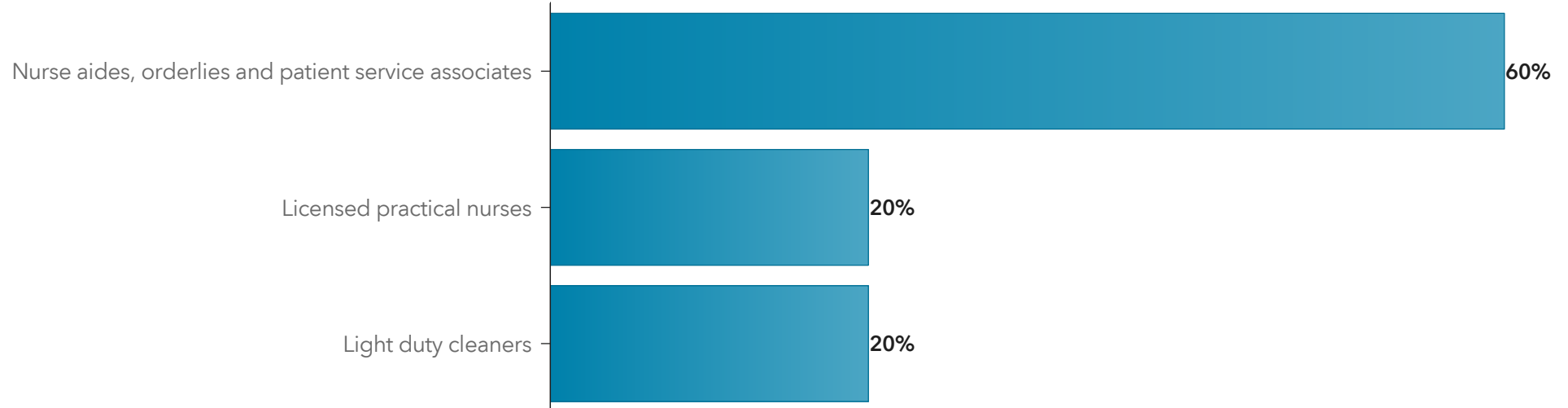
Top 10: PSIs by body parts injured, 2019-2023



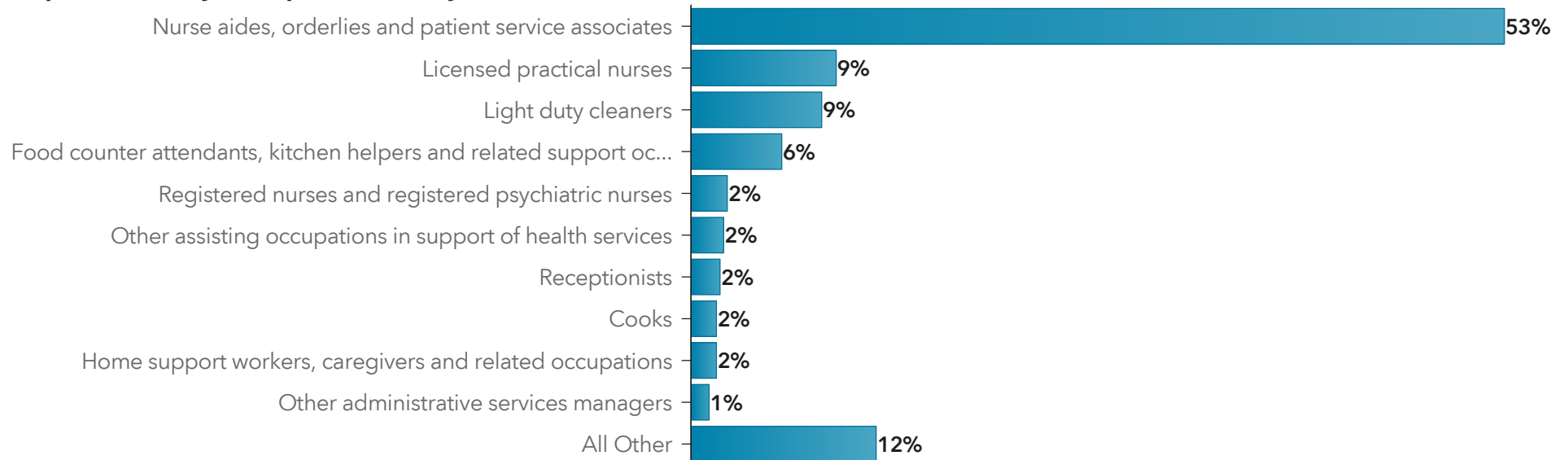
*Note: 2024 represents year-to-date data.
A person could have multiple injuries reported.*

Occupation

Top 10: PSIs by occupations of injured workers, 2024



Top 10: PSIs by occupations of injured workers, 2019-2023



Note: 2024 represents year-to-date data.

Corrective actions

Corrective actions reported by reported PSI incident type, 2019-2024



Incident - category ▲	Changed policy	Eliminated hazard ▼	Engineered control	Other	Provided PPE	Provided re-training	Provided training
Total	46	54	69	48	125	121	55
Exposure - harmful substance (e.g. toxin, gas, poison, chemical)	43	46	65	41	124	113	48
Caught, contact or struck with object, tool, equipment	3	5	4	2	1	5	6
Assaults, violent acts, harassment	0	2	0	5	0	3	1
Fires and explosions	0	1	0	0	0	0	0

Note: 2024 represents year-to-date data.

More than one corrective action can be taken per PSI. Provided re-training option became available on February 11, 2020 .

PPE = personal protective equipment



Detailed information tables

*Note: 2024 represents year-to-date data.
Excludes missing data*



Type of PSIs, by incident year

		Report table years ▼	2024 total (year to date)	2023 total	2019-2022 average
Incident - category ▲	Incident - details ▲		PSIs	PSIs	PSIs
Assaults, violent acts, harassment	Assault or violent act by person		3	—	1
	Threat or verbal assault		—	—	1
Subtotal: Assaults, violent acts, harassment			3	—	1
Caught, contact or struck with object, tool, equipment	Caught in or between object, tool, equipment		1	2	0
	Caught in running tool, equipment		—	1	—
	Contact or struck with object, tool, equipment		—	2	1
	Pierced by needle (needlestick)		—	2	—
	Struck by falling object		—	1	0
Subtotal: Caught, contact or struck with object, tool, equipment			1	8	1
Exposure - harmful substance (e.g. toxin, gas, poison, chemical)	Contact with skin or exposed tissue		—	1	3
	Exposure to infectious disease or illness (e.g. COVID, SARS)		1	15	48
	Inhalation of substance		—	—	0
	Other harmful substance exposure, specify:		—	—	0
Subtotal: Exposure - harmful substance (e.g. toxin, gas, poison, chemical)			1	16	51
Fires and explosions	Fire		—	—	0
Subtotal: Fires and explosions			—	—	0
Total			5	24	54



Sources of PSIs, by incident year

Report table years ▼		2024 total (year to date)	2023 total	2019-2022 average
Source - category ▲	Source - details ▲	PSIs	PSIs	PSIs
Biological hazards	Bacteria	—	—	2
	Bodily fluid, substance of person	—	4	11
	Infectious, parasitic agent	1	7	18
Subtotal: Biological hazards		1	11	30
Chemical or harmful substance	Other chemical or harmful, specify and include CAS#:	—	1	—
	Oxygen, oxygen compound	—	—	0
Subtotal: Chemical or harmful substance		—	1	0
Container	Container - non-pressurized	—	1	0
	Container - pressurized	—	—	0
Subtotal: Container		—	1	1
Crane, hoist, lifting device	Bucket, basket hoist-truck mount	—	1	—
	Hoist	—	—	0
Subtotal: Crane, hoist, lifting device		—	1	0
Drug, medication, food	Food product	—	—	0
Subtotal: Drug, medication, food		—	—	0
Entrances, walkways, stairways	Door	—	1	0
Subtotal: Entrances, walkways, stairways		—	1	0
Medical supplies or equipment	Health care equipment	1	—	—
	Needle, syringe	—	2	—
Subtotal: Medical supplies or equipment		1	2	—
Object, tool, or equipment	Clothing, apparel, textile	—	1	—
	Cooking, eating utensil	—	1	0
	Other object, tool, equipment, specify:	—	—	0
Subtotal: Object, tool, or equipment		—	2	1
Other sources	Other source, specify:	—	—	6
Subtotal: Other sources		—	—	6



Sources of PSIs, by incident year

Report table years ▼		2024 total (year to date)	2023 total	2019-2022 average
Source - category ▲	Source - details ▲	PSIs	PSIs	PSIs
Person	Client, customer	—	1	4
	Co-worker	—	1	3
	Health care patient, resident	3	2	4
	Member of the public	—	—	1
	Other person - not injured, ill worker, specify:	—	—	1
Subtotal: Person		3	4	12
Personal protective equipment	Other personal protective equipment, specify:	—	—	1
	Protective clothing	—	—	0
	Respirator	—	—	0
Subtotal: Personal protective equipment		—	—	1
Persons, plants, animals, minerals	Co-worker of ill worker	—	—	1
	Customer	—	—	1
	Infectious, parasitic agent	—	—	2
Subtotal: Persons, plants, animals, minerals		—	—	3
Structure or infrastructure	Tower, pole-installed	—	1	—
Subtotal: Structure or infrastructure		—	1	—
Total		5	24	54

Contact us

OHS Contact Centre (concerns, questions, reporting serious incidents)

Anywhere in Alberta

1-866-415-8690

Edmonton & surrounding area

780-415-8690

Deaf or hearing impaired

1-800-232-7215 (Alberta)

780-427-9999 (Edmonton)

OHS Surveillance (Data-related questions)

ohssurveillance@gov.ab.ca

Online Reporting Service (PSIs, mine or mine site incidents)

oirportal.labour.alberta.ca/pre-screening/

Website

alberta.ca/report-potentially-serious-incidents.aspx

© 2024 Government of Alberta This material is for information only. The information provided in this material is solely for the user's information and convenience and, while thought to be accurate and functional, it is provided without warranty of any kind. The Crown, its agents, employees or contractors will not be liable to you for any damages, direct or indirect, arising out of your use of the information contained in this material. If in doubt with respect to any information contained within this material, or for confirmation of legal requirements, please refer to the current edition of the Occupational Health and Safety Act, Regulation and Code or other applicable legislation. Further, if there is any inconsistency or conflict between any of the information contained in this material and the applicable legislative requirement, the legislative requirement shall prevail. This material is current to 'Report date'. The law is constantly changing with new legislation, amendments to existing legislation, and decisions from the courts. It is important that you keep yourself informed of the current law. This material may be used, reproduced, stored or transmitted for non-commercial purposes. The source of this material must be acknowledged when publishing or issuing it to others. This material is not to be used, reproduced, stored or transmitted for commercial purposes without written permission from the Government of Alberta.